

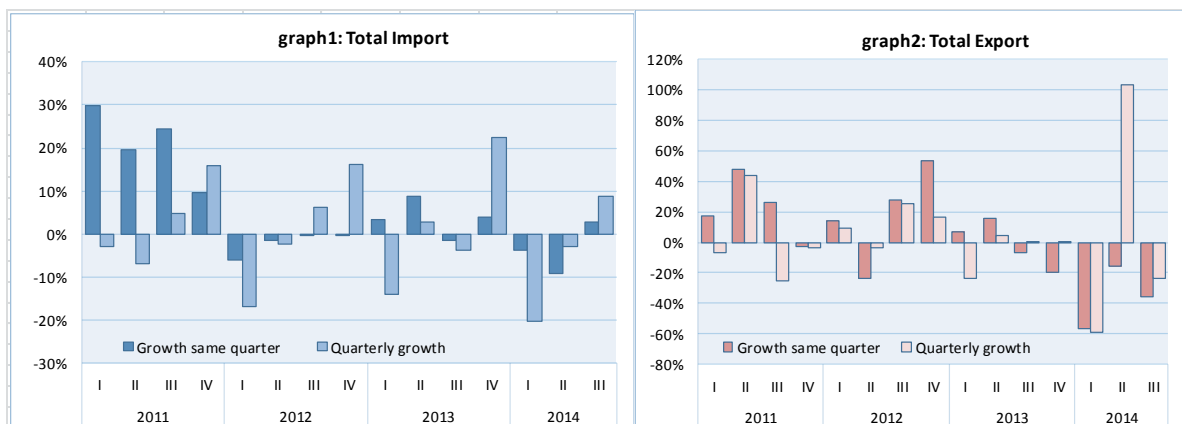
Press Release: CBS presents Foreign Trade Statistics for the third quarter of 2014

Oranjestad, 20 januari 2015

In the third quarter of 2014 the following developments have been registered in the international merchandise flows of Aruba.

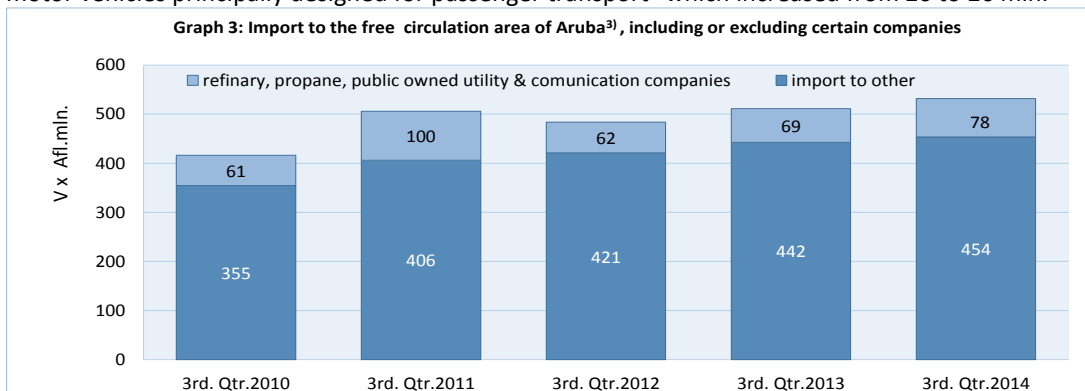
Trends in total Import and Export³⁾

Compared to the same quarter of the previous year, during the third quarter of 2014 Aruba imported a total value of Afl. 560 million and exported a total value of Afl.49 million to the rest of the world. Total import (graph1) increased with 2.7% (545 to 560 mln) and total export (graph 2) decreased with 35.8% (76 to 49 mln).



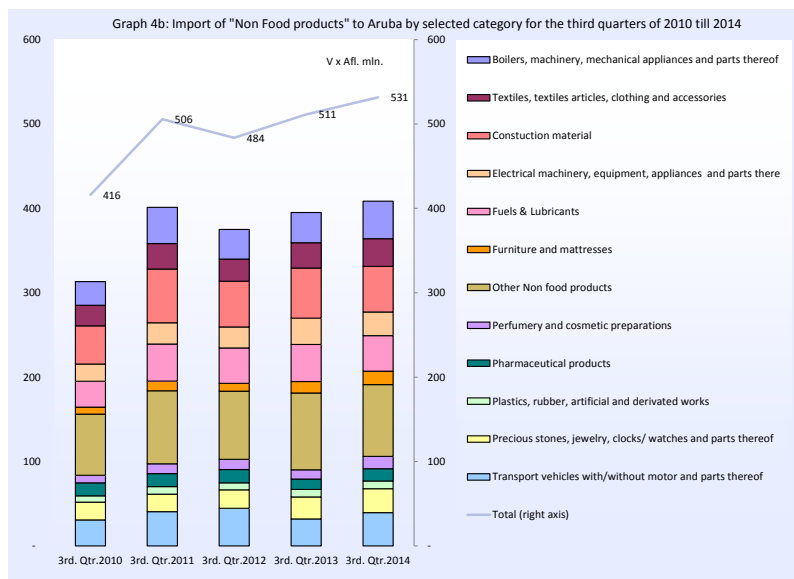
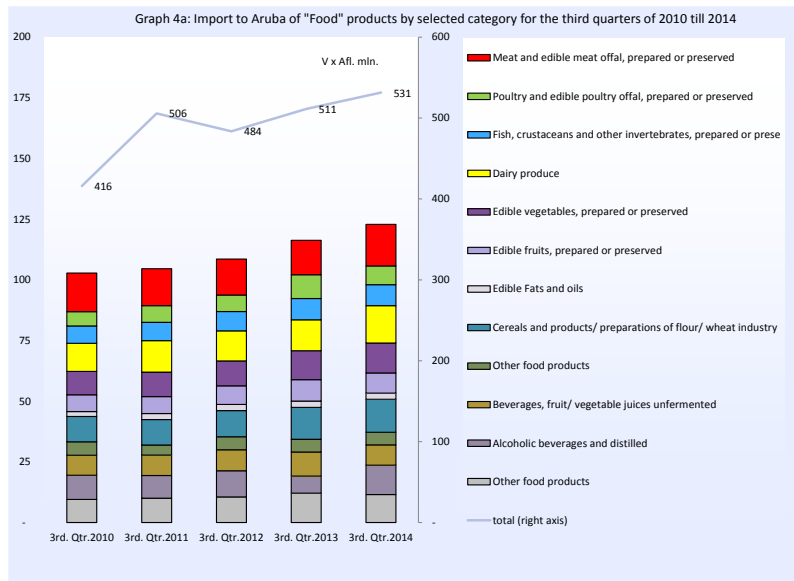
Import to the free circulation area of Aruba³⁾ presented as import to "some big companies⁴⁾" and "import to other". Comparison between third quarter of the year 2013 and 2014.

In the following graph (graph 3), import to "some big companies⁴⁾" increased from 69 to 78 mln and is directly related to the import of "apparatus for filtering or purifying liquids or gases" which increased from 2 to 12 mln. "Import to other" increased from 442 to 454 mln. This is mostly related to the import of "Motor cars and other motor vehicles principally designed for passenger transport" which increased from 20 to 26 mln.



Import segmented in "Food"⁷⁾ and "Non-food"⁸⁾ Products. Comparison between third quarter of the year 2013 and 2014.

For the third quarter of 2014 import of "Food" products increased from 116 to 123 mln. The increase observed in the segment "Alcoholic beverages and distilled" increased from 7 to 12 mln and is related to the product "Wine of fresh grapes" (1 to 4 mln) (graph 4a). For the third quarter of 2014 the "Non-food" Products increased from 395 to 409 mln. These increases were caused mainly by the segments "Boilers, machinery, mechanical appliances and parts thereof" which increased from 36 to 44 mln and "Transport vehicles with/without motor and parts thereof" which increased from 32 to 40 mln. (graph 4b)



³⁾ Import for years 2010-2014 excluding crude oil & butane, Export for years 2010-2014 excluding "crude oil, kerosene, gasoline, gas, propane & butane"

⁴⁾ refinery (VALERO), propane (ARUGAS), public owned utility (WEB & ELMAR) & communication companies (SETAR)" refers to the companies established on Aruba

⁷⁾ The "Food" Products segment covers all edible food products and preparations thereof

⁸⁾ The "Non-food" Products covers all of the "Non edible" Products

For more information:

CBS Aruba, Foreign Trade Statistics,

Mr. Marlon Faarup

Tel: 297-583 7433 ext. 256