

INTERNATIONAL WOMEN'S DAY 2024

THE INCLUSION OF WOMEN IN ARUBA

#InspireInclusion

WOMEN OF ARUBA

57.007 women and girls, 53% of the population

59% is Aruban-born

Mean age: 43.8 years

14+: 43% never married
34% married

0-24 years: 25%
25-64 years: 55%
65+ years: 20%

Total Fertility rate: 1.4
69% of 14+ gave birth at least once

Life expectancy: 83 years
4 years more than men

25-64 years: 74.5% is employed
23.581 employed women
843 more than men

Source: DBSB and CBS, 2023; LFS November 2022

ALWAYS



CAN WOMEN OF ARUBA EXPRESS THEIR OPINIONS FREELY?

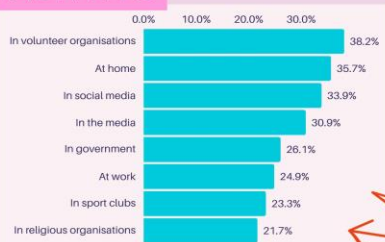
NEVER



CAN WOMEN OF ARUBA EXPRESS THEIR OPINIONS FREELY?

ARE THE OPINIONS OF WOMEN RESPECTED?

ALWAYS



RESPECT

ARE THE OPINIONS OF WOMEN RESPECTED?


NEVER



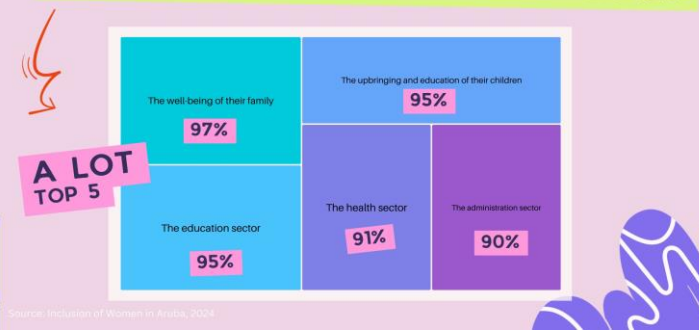
Source: Inclusion of Women in Aruba, 2024

Source: Inclusion of Women in Aruba, 2024

ARE WOMEN INCLUDED IN DECISION MAKING?



HOW MUCH DO WOMEN CONTRIBUTE?



HOW MUCH DO WOMEN CONTRIBUTE?



EMPLOYED WOMEN'S CONTRIBUTION TO GVA BY SECTOR

75% reported women contributing a lot to the economy of Aruba

Total contribution of women to GVA: 2,161 Afl Million (51% of total)

Top 3 sectors in Afl. Million

1. Accommodation and food service activities: 588 (11% of total)
 2. Wholesale and retail trade: 322 (6% of total)
 3. Financial and insurance activities: 300 (14% of total)
- Source: CBS, National Accounts 2019

DO WOMEN HAVE EQUAL ACCESS?

- Yes**
- 94%: An education at an advanced level
 - 92%: Platforms where women can expose their creative and artistic talents
 - 92%: Being an owner of an own business
- No**
- 39%: A well-paid job
 - 37%: A job in accordance with the level of education and experience
 - 36%: A position on a board (of directors)
- Source: Inclusion of Women in Aruba, 2024

MORE WOMEN NEED TO BE EMPLOYED:

Top 5

- 91%: As government ministers
- 91%: In the Parliament of Aruba
- 90%: In sport
- 89%: In financial institutions and insurance
- 88%: In art, entertainment and recreation

Bottom 5

- 42%: In stores
 - 39%: In construction
 - 34%: In hotels and restaurants
 - 30%: In administration
 - 28%: In public transport
- Source: Inclusion of Women in Aruba, 2024

EMPLOYED WOMEN BY OCCUPATION AND SECTOR

Top 3 occupations

1. Service and sales workers: 29%
2. Clerical support workers: 19%
3. Elementary occupations: 16%

48% of persons in managerial positions is female

Top 3 sectors

1. Accommodation and food service activities: 24%
 2. Wholesale and retail trade: 15%
 3. Human health and social work activities: 10%
- Source: Census 2020

EMPLOYED WOMEN BY OCCUPATION AND SECTOR

Top 3 female occupations

1. Clerical support workers: 69% women
2. Professionals: 60% women
3. Service and sales workers: 56% women

Top 3 female sectors

1. Education: 75% women
 2. Human health and social work: 72% women
 3. Other service activities: 64% women
- Source: Census 2020

RATING OF THE INCLUSION OF WOMEN

