

PILOT CENSUS

1 October 2019

THE RESULTS

Rooms, bedrooms and toilet facilities



What type of living quarters are occupied by households in Aruba?

76.7%
House

18.5%

Apartment

2.9%

Trailer/
container

1.1%

Separate room
in a house

0.8%

Cuarto

11 SUSTAINABLE CITIES
AND COMMUNITIES

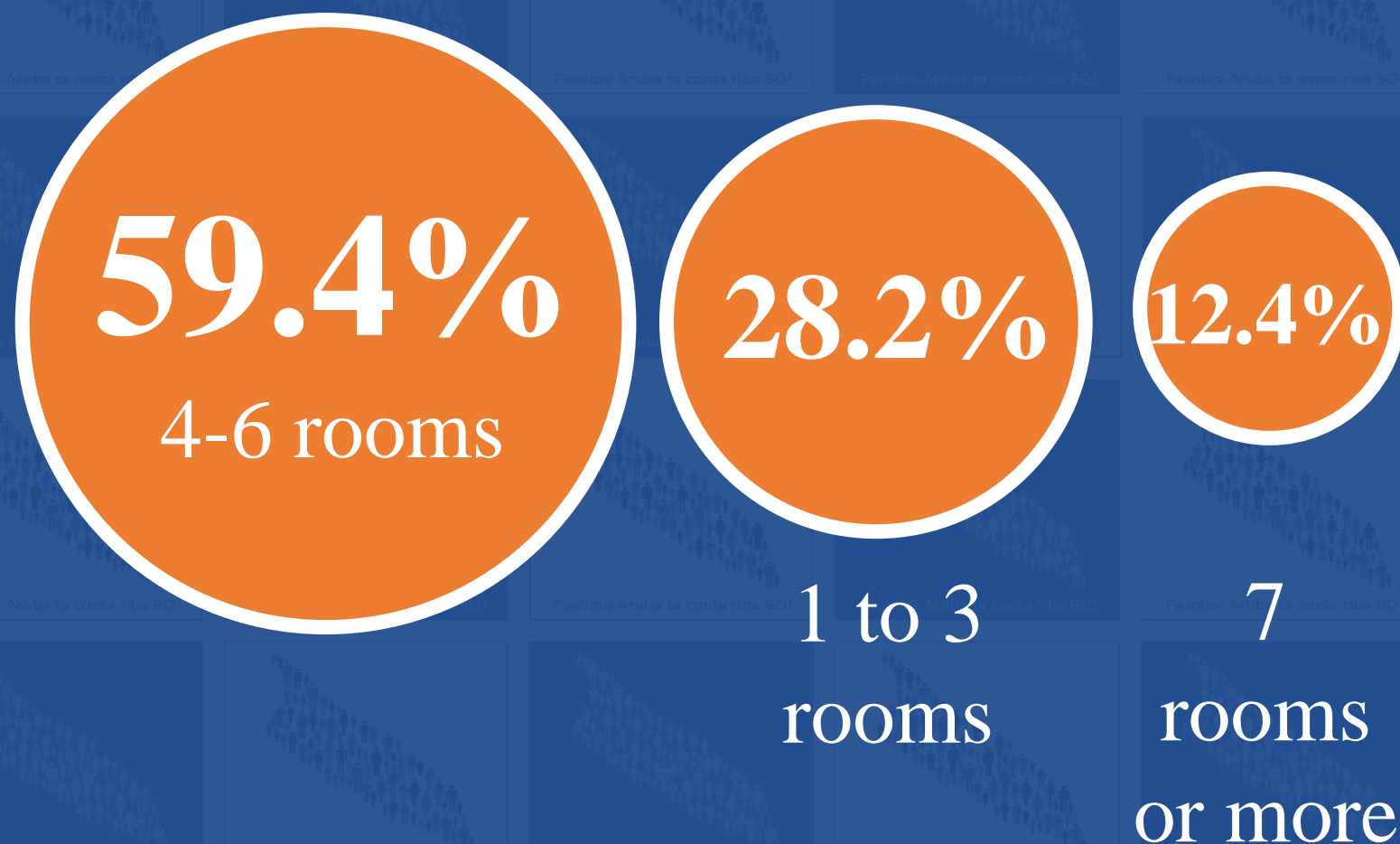


Make cities and human settlements inclusive, safe, resilient and sustainable

Rooms, bedrooms and toilet facilities



How many rooms do households in Aruba have in their living quarter? (excluding rooms used for a profession)



11 SUSTAINABLE CITIES AND COMMUNITIES



Make cities and human settlements inclusive, safe, resilient and sustainable

A room is a space in a living quarter that is enclosed by walls and covered by a roof. Rooms include bedrooms, a dining room, a living room, a kitchen, and exclude bathrooms, toilets, a hallway, garage, patio/veranda/open porch, etc.

Rooms, bedrooms and toilet facilities



11 SUSTAINABLE CITIES AND COMMUNITIES



Make cities and human settlements inclusive, safe, resilient and sustainable

How many bedrooms do households in Aruba have in their living quarter?

40.9%

3 bedrooms

27.5%

2 bedrooms

19.7%

1 bedroom

11.9%

4 bedrooms or more

How many rooms does an average household in Aruba have in the living quarter it occupies? (excluding rooms used for a profession)



An average household occupies
a living quarter with
5 rooms
of which **3 bedrooms**

In addition, there is
1 bathroom and 1 toilet

How many rooms do households in Aruba have in their living quarter? (excluding rooms used for a profession)



Average house



Average apartment



Average trailer/container

Rooms, bedrooms and toilet facilities



How many bathrooms/toilets do households in Aruba have in their living quarter?

56.6%

1 bathroom
and 1 toilet

36.2%

2
bathrooms
and toilets

7.0%

3
bathrooms
and toilets
or more

6 CLEAN WATER
AND SANITATION



*Ensure availability
and sustainable management
of water and sanitation for all*

In 0.2% of households, there are no bathrooms and no toilets, of which half share a bathroom/toilet with another household

Rooms, bedrooms and toilet facilities



11 SUSTAINABLE CITIES AND COMMUNITIES



Make cities and human settlements inclusive, safe, resilient and sustainable

How many persons are there per room? (excluding rooms used for a profession)



On average there is
0.6 person per room

In 3.9% of households, there are 1.5 persons or more per room

Rooms, bedrooms and toilet facilities



11 SUSTAINABLE CITIES AND COMMUNITIES



Make cities and human settlements inclusive, safe, resilient and sustainable

How many persons are there per bedroom?



On average there are **1.1 persons**

per bedroom

In 5.5% of households, there are 3 persons or more per bedroom

Rooms, bedrooms and toilet facilities



6 CLEAN WATER AND SANITATION



Ensure availability and sustainable management of water and sanitation for all

How many persons are there per bathroom/toilet?



On average there are **1.7** persons

per bathroom/toilet

In 10.8% of households, there are 4 persons or more per bathroom/toilet

Rooms, bedrooms and toilet facilities



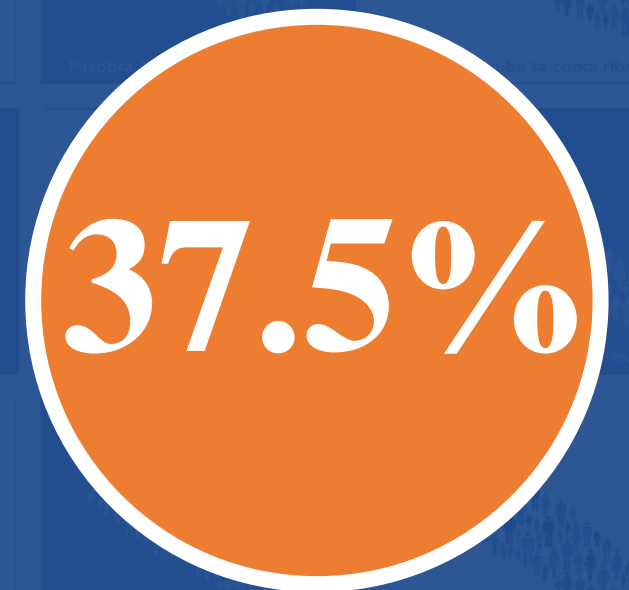
% of households with only 1 room, 1 bedroom, 1 bathroom/toilet and more than 1 person (excluding rooms used for a profession)




1
room for
2 persons
or more



1
bedroom for
2 persons
or more



1 bathroom
and toilet for 2
persons or more



Sustainable Development
Goals