

Foreign Trade, 3rd quarter 2015

The Central Bureau of Statistics presents the most important findings for the Foreign Trade for the third quarter of 2015.

Import to the free circulation area of Aruba registered a decrease of 8.1% in the third quarter of 2015 (Afl. 493.1 mln) compared to the same quarter of the previous year (Afl. 536.5 mln). Import to the Free Zone shows an increase of 25.9% in the third quarter of 2015 (Afl. 36.0 mln) compared to the same quarter of the previous year (Afl. 28.5 mln) (see infographic frame number 1).

The import of "Food" products increased by 4.5% from 122.9 mln in the third quarter of 2014 to 128.4 mln in the third quarter of 2015. During this quarter eight of the twelve segments registered increases in import. The largest increases in value are observed for the segments "Meat and edible meat offal, prepared or preserved" (Afl. 1.3 mln), "Edible fruits, prepared or preserved" (Afl. 1.2 mln) and "Fish, crustaceans and other invertebrates, prepared or preserved" (Afl. 1.0 mln). The largest decrease is seen for the segment "Dairy produce" (Afl. 0.4 mln), "Edible fats and oils" (Afl. 0.2 mln) and "Beverages, fruit/vegetable juices unfermented", respectively" (Afl. 0.1 mln).

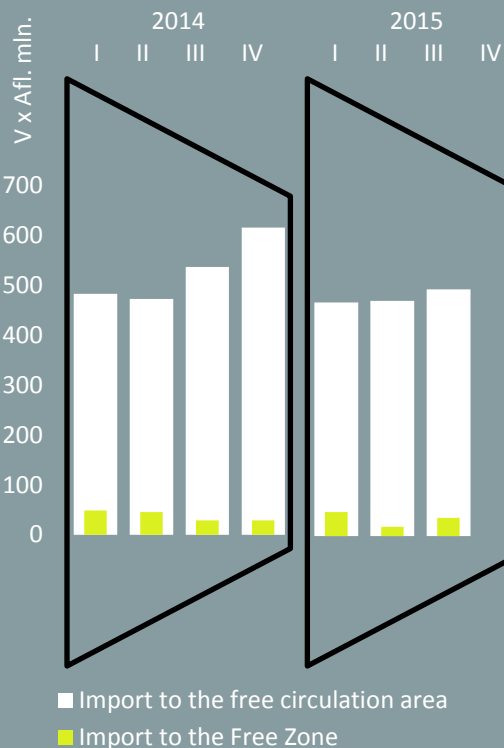
The "Non-food" products decreased (11.8%) from Afl. 413.7 to 364.7 mln, as ten of the twelve "Non-food" segments decreased in this quarter 2015. The largest decrease is seen for the segment "Fuels & lubricants" (Afl. 12.5 mln). Furthermore decreases are seen for the segments "Other non-food products" (Afl. 9.8 mln), "Boilers, machinery, mechanical appliances and parts thereof" (Afls. 5.5 mln) and "Precious stones, jewelry, clocks/ watches and parts thereof" (Afl. 5.3 mln). The largest increase is seen for the segment "Plastics, rubber, artificial and derivated works" (1.2 mln). Furthermore, followed by an increase of 0.9 mln posted in the segments of "Construction material".

Import to "Large companies" decreased by 43.6% from Afl. 78.0 mln in the third quarter of 2014 to Afl. 44.0 mln in the third quarter of 2015.

Import to "Other companies" shows a decrease of 2.0%, from Afl. 458.5 mln in the third quarter of 2014 to Afl. 449.1 mln in the third quarter of 2015.

The infographic frame number 4 presents type of product and transportation.

1. Trend in import 2014-Q3 2015 (excluding crude & butane)



Q3 2015
Total value of import
Afl. 529 mln.

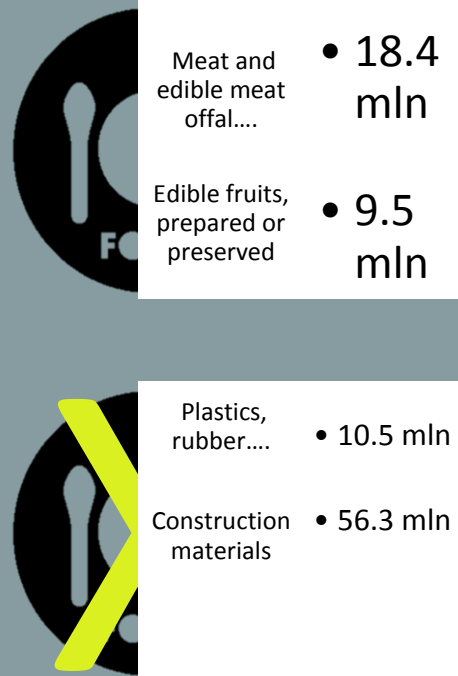
Q3 2015 vs Q3 2014

The total value of import decreased with
6.4% ↓

The value of the import to the free circulation area decreased with
8.1% ↓

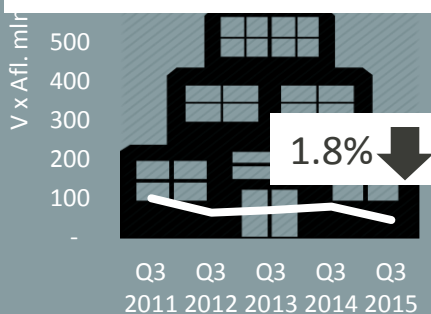
The value of the import to the Free Zone increased with
25.9% ↑

2. Import of food and non-food products Q3 2015 (Top 3 according to import value)

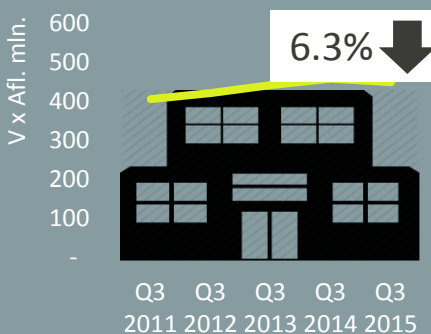


3. Import by type of company Q3 2011 – Q3 2015

Big companies:
Public owned utility & communication companies, refinery, propane

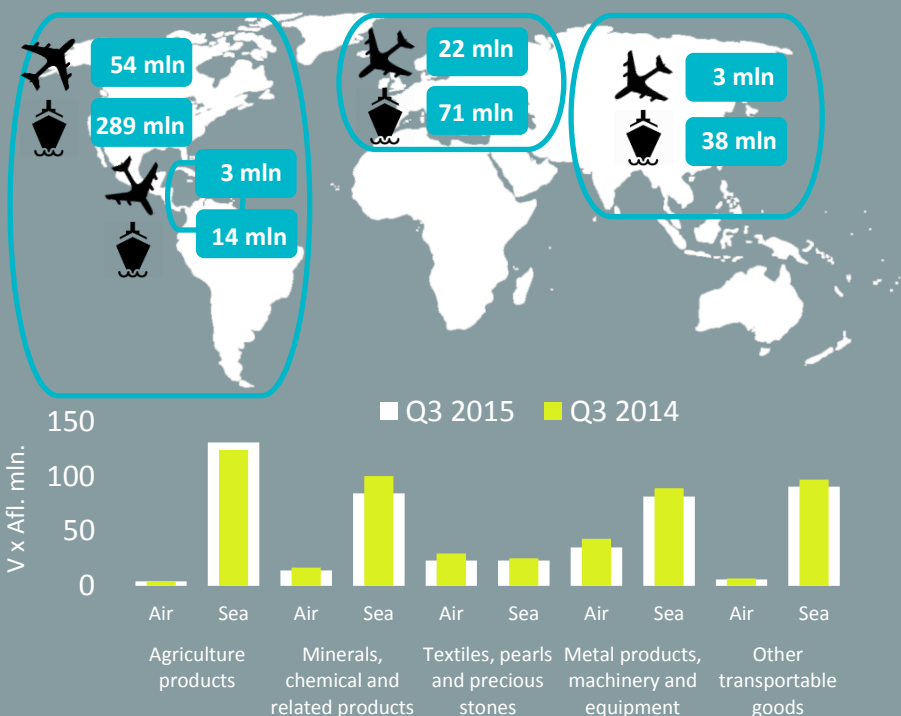


Other companies



4. Import by country/region, type of transportation and type of product, Q3 2015

58% of imports was from the USA
49% by sea, **9%** by air



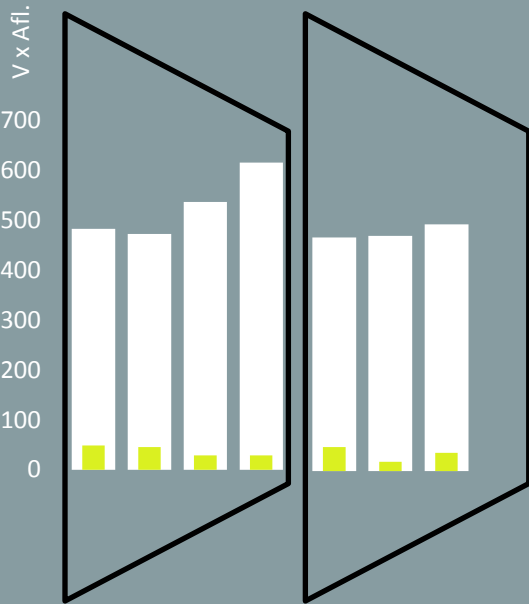
INTERNATIONAL MERCHANDISE TRADE FOR ARUB

THIRD QUARTER 2015

1. Trend in import 2014-Q3 2015 (exclude crude & butane)

(exclude crude & butane)

2014 I II III IV 2015 I II III IV



■ Import to the free circulation area
■ Import to the Free Zone

Q3 2015
Total value of import
Afl. 529 mln.

Q3 2015 vs Q3 2014

The total value of import decreased with

6.4% ↓


The value of the import to the free circulation area decreased with

8.1% ↓

The value of the import to the Free Zone increased with

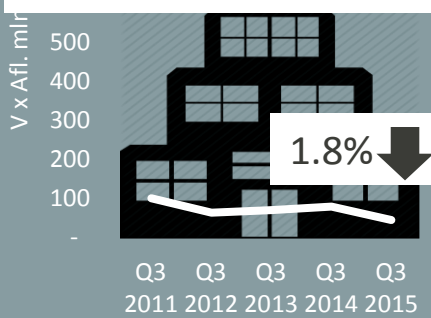
25.9% ↑

2. Import of food and non-food products Q3 2015 (Top 3 segun balor di importacion)

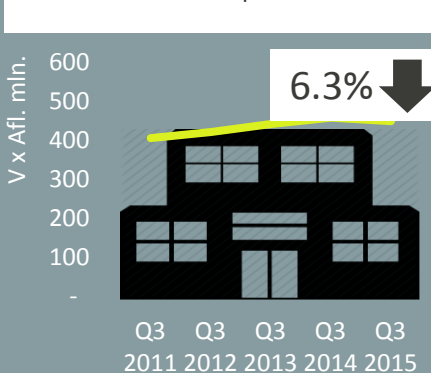


3. Import by type of company Q3 2011 – Q3 2015

Big companies:
Public owned utility & communication companies, refinery, propane

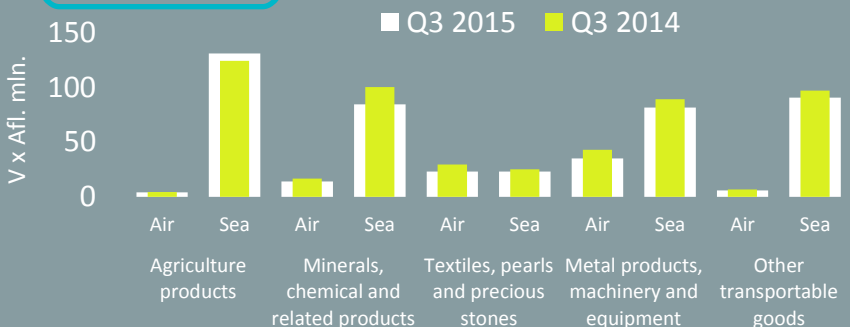
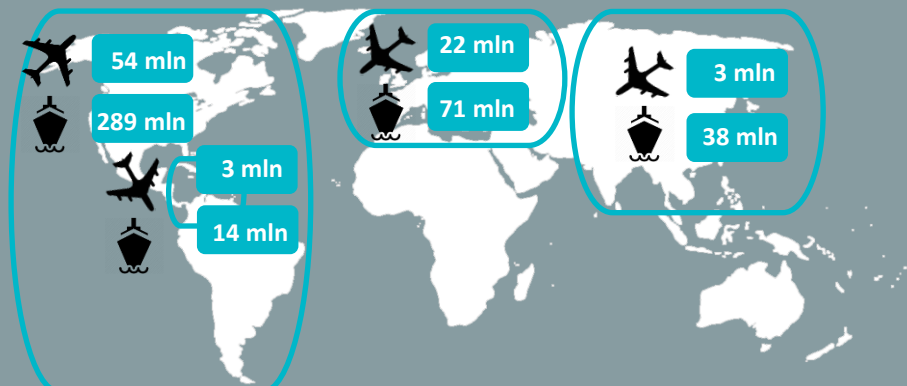


Other companies



4. Import by country/region, type of transportation and type of product, Q3 2015

58% of imports was from the USA
49% by sea, **9%** by air



For more information, visit www.cbs.aw